

SCM Folder Gluers - Since 2007

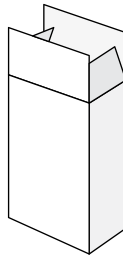
SCM, founded in Taiwan, is China's largest manufacturer dedicated solely to the production of Folder Gluers. SCM is an industry leader in Folding Gluing technology offering world-class equipment in partnership with recognized global component sources. Nearly 1,000 SCM Folder Gluers are in production across the globe.

Whether you're a commercial printer entering the packaging market or an industry veteran within the paperboard/converting space, we can all agree that conversations related to folded cartons have a language of their own.

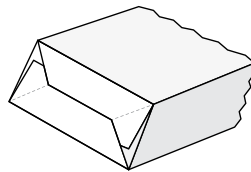
Are you looking to take on a new client? Unsure of which carton style they're referencing? Do you need to better understand the makereadies associated with one carton from the next? The below is a quick reference guide to better aid you, your sales team and your operators.

Four Common Types

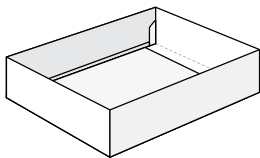
Straight-Line – This blank is the easiest to setup, produce and visualize. This style of carton requires glue along one "seam" of the carton. Traditionally, the operator finishes the carton with the Folder Gluer's glue pot wheel, or (1) glue gun. Sub-classifications of Straight-line cartons include: "Straight Tuck," "Reverse Tuck" and "Airplane Hangar" boxes. Some of the most common straight-line cartons include cereal boxes, pasta boxes, granola bar boxes, golf ball boxes and inexpensive medicine boxes from your local pharmacy: Benadryl or Visine, for example.



Lock-Bottom – This blank is interchangeably referred to as a "Auto-bottom", "Crash-lock" or "Himes Lock" carton. This style of carton requires optional tooling - front fold fingers - that, when you expand the carton, help form a sealed bottom box. An operator finishes the carton by positioning (2) glue guns at the lead edge of the carton, and a third glue applicator at the side seam. Common lock-bottom examples are cartons for fragrances, pharmaceutical, or medical products.

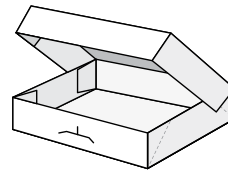


4-Corner – This blank, when erected, can be used as a tray or be combined with a secondary 4-corner carton to enclose a product completely. A 4-corner style carton requires optional tooling - front fold fingers, back fold system, back folding forms - and extended "real estate" on the Folder Gluer for complex folding. An operator requires (2) glue guns to



complete this style product. Common 4-corner examples include trays served at sports venues to hold your beverage and hot dog, or department store boxes - the top and bottom trays - used to package purchased clothing.

6-Corner – This blank, when erected, has a base with 4 walls to place product and a top lid that folds over to enclose the item(s) for protection. Like 4-corner work, 6-corner cartons also require optional tooling - front fold fingers, back fold system, back folding forms - and extended "real estate" on the Folder Gluer. An operator requires (3) glue guns to complete this style product. The most common 6-corner example is a bakery box which holds donuts, a pie or other confectionery items recently purchased. While not required, it is quite common to affix a clear window to 6-corner pastry boxes so customers can see inside. Always be sure to ask your customer's preference.



Estimated Makereadies

Carton Style	Changeover Time (Minutes)			
	Carriers	Manual	Motorized	Automatic
SL to SL		15	12	5
SL to Lock		40	35	3
SL to 4-Corner		50	40	3
SL to 6-Corner		150	135	15
Lock to Lock		30	25	20
Lock to SL		25	20	3
Lock to 4-Corner		85	70	3
Lock to 6-Corner		120	100	30
4-Corner to 6-Corner		85	80	30
4- or 6-Corner to Lock		85	80	5

**Assuming medium sized cartons*

Other Carton Types to Consider

Q Can you help me with beverage carriers?

A Yes, ask us about our SCM "Gyro" model!

Q What about Inline Windowing?

A We have this option too!

Q What about "Double-Wall", "Hangar", and "Inner Partition" boxes?

A As the saying goes around here, "complex jobs just need an extra 15 minutes to complete"! Be sure to get "sign off" on specialty blanks before purchasing your high speed SCM Folder Gluer!

MORE INFO



+1.262.522.3330



sales@bestgraphics.net



bestgraphics.net